

# Hearing services program

October 2024

# Welcome and overview

## **Titi Fayoda**

Director, Health services program  
development and digital health

## **Kristen Count**

Director, Noise induced hearing loss  
program, health benefits and hearing  
services

# Session summary

Introducing the  
new hearing  
service program



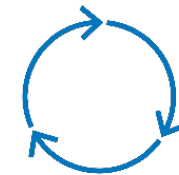
Key elements of the  
new hearing loss  
bundle service  
program



Structure, fees and  
reports for the new  
program



Transition and  
implementation  
timelines



# Our new hearing services program: Better, easier, faster

- We're evolving our current hearing program of care and fee for services model into a bundled hearing services plan, to make it better, easier and faster to work with us and allow you more time for your patients.
- We worked with hearing health clinic experts and collaborated with representatives from Speech-Language & Audiology Canada (**SAC**), Association of Hearing Instrument Practitioners of Ontario (**AHIP**) and Ontario Association of Professional Audiology Clinics (**OAPAC**) to replace the program of care with our new hearing services program.
  - Update to an annual bundled service program for both the initial and subsequent years of service

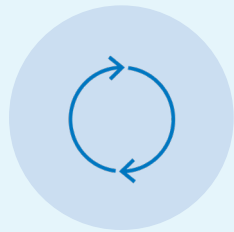
**Initial bundle** for the first year to dispense the hearing aid and necessary services.

**Ongoing bundle**, after the first year of service and annually, until normal replacement at end of hearing aid cycle

For WSIB-approved prescription changes: **Mini bundle** of services to support the replacement aid

**How are we making it better, easier and faster?**

# New program highlights



Offering flexible trial period (30 to 90 days) to allow for a tailored approach and faster time to receive payment (where applicable).



The first-year initial bundle is **one payment** at the end of trial period versus two block payments.



No refunding and re-debiting hearing aid payments for selection changes during the trial period.



Streamlined forms/reports to only collect relevant information.



Clear, consistent and transparent fees




Faster payment with direct billing of both service fees *and* reports (following submission).



Reduced the number of billing codes by 70 per cent, making it less cumbersome and reduced billing issues



Consistency of approach



Includes all hearing loss claims (not specific to NIHL)

# How will the program work?

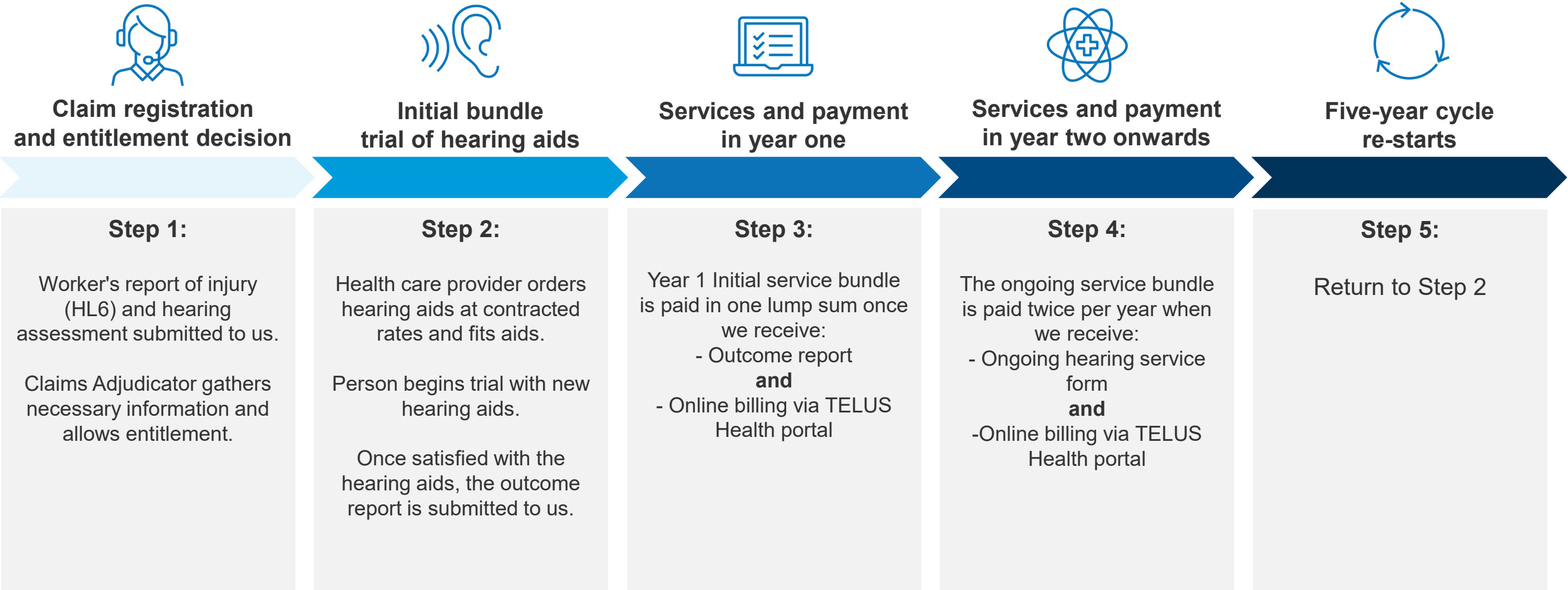
Overview

Trial period

Year one

Years two and ongoing

# Hearing loss bundled services: Overview



# Sharon's hearing health story

## Step 1: Claim registration and entitlement decision

Meet Sharon. Her health care provider discussed her hearing loss as being related to noise exposure while working in an industrial machine shop. Her health care provider submitted Sharon's hearing assessment to the WSIB and Sharon submitted a Workers report of injury (HL6) on the WSIB website. Her claim was registered, reviewed by an adjudicator and approved.

This means Sharon now has coverage for necessary benefits like hearing devices and associated health care costs through the WSIB. She won't need to pay out of pocket for these health care costs as her health care provider will bill the WSIB directly.

**Important note:** Providers must ensure that patients do not incur out of pocket expenses when they have applied for a claim with us, when the claim is in pending state, or if the claim has been allowed.





# Bundled services

# Initial bundle: Sharon’s first year of services

## Step 2: Initial bundle trial of hearing aids

- Sharon will start her first year of hearing services at the time of her initial assessment.
- Sharon’s provider will assess her hearing loss and recommend the appropriate hearing aids.
- Where there is a need by hearing instrument specialists (HIS), we're providing added support to enable prescriptions (**audiology consult**).
- This initial bundle maintains service expectations like the noise-induced hearing loss program of care, but now paid in one installment.

What’s included?		
Assessment	In-office services (maintenance visits)	Dispensing/fitting
<ul style="list-style-type: none"><li>• Audiometric testing (if not already in the last six months)</li><li>• Evaluation of communication needs</li><li>• Selection of hearing aid technolog</li><li>• Prescription – signed by audiologist</li><li>• Pre-fitting counselling and informion</li></ul>	<ul style="list-style-type: none"><li>• All follow-up visits as needed to ensure quality hearing within that first year</li><li>• Cleaning of instrument</li><li>• Minor repairs and parts replacement services</li><li>• Impression clinic service and material fees</li><li>• Cerumen management (ear wax removal)</li></ul>	<ul style="list-style-type: none"><li>• Listening check and electroacoustic measures/analysis</li><li>• Hearing aid programming</li><li>• Hearing aid physical fit and sound quality</li><li>• Hearing aid instructions (e.g., use, care, maintenance)</li><li>• Patient education (e.g., counselling, education, information and social supports)</li><li>• Verification using real ear measurements</li><li>• Programming (includes wireless pairing)</li></ul>

# Sharon's hearing aid trial period

## Step 2: Initial bundle trial of hearing aids

Sharon has been fit with hearing aids and is now in the 30-to-90-day trial period. During the trial period, she'll work with her provider to try her aids for at least 30 days and can make selection changes to find the most suitable fit. Once Sharon and her provider are satisfied with the aids, they complete the outcome report.

### Trial period updates

The hearing aid trial period applies to new aids and is now more flexible. When the person is being fitted for new hearing aids, they have at least **30 days and up to 90 days** to trial them. There is no limit to how many entry or mid-level hearing aids they can trial during this period.

### What do you need to do?

- Submit the **hearing services initial bundle – outcome report**
- If you have already billed for hearing aids and the aids were changed during the trial period, submit the **hearing aid selection change form** with the manufacturer's invoice.
- If you have not already billed for the hearing aids, you do not need to complete the selection change form.

# Sharon's first year of services: provider payment

## Step 3: Services and payment in year one

After submitting the outcome report, Sharon's health care provider submits service billing for the initial bundle covering her first year of service via the TELUS Health provider portal. Her provider bills the WSIB directly for service, in one installment, with fees specific to an audiologist or hearing instrument specialist (HIS).

### What do you need to do?

Once the patient is satisfied and has selected their final hearing aids at the end of the trial period:

1. Have the patient sign and submit the **hearing services initial bundle – outcome report** to us on our website.
2. To receive payment for the initial bundle and outcome report, submit your billing online through the TELUS Health provider portal.

# Ongoing bundle: Sharon's ongoing services

## Step 4: Services and payment in year two onwards

Sharon is now in the second year of hearing services and needs some services related to her hearing aids. These services will be covered as part of the annual ongoing bundle. All services covered in the bundle are available to the patient at any time within that year. **Submitting forms and billing, occurs at a minimum of 180 days from the date of their initial visit.**

What's included?		
Mandatory Minimum Service	In-Office Services/ Periodic Check ups (as needed)	Clinic Services
At each visit by the patient during the ongoing bundle, you must perform the following services at a minimum: <ul style="list-style-type: none"><li>• physical inspection of the hearing aid (including receiver), minor repairs and parts replacement</li><li>• cleaning and maintenance of the device</li><li>• physical ear check</li></ul>	<ul style="list-style-type: none"><li>•Hearing test</li><li>•Electroacoustic Analysis</li><li>•Programming</li><li>•Verification using Real Ear Measurement</li><li>•Cleaning, minor repairs and parts replacement</li><li>•Other maintenance visits (incl. cerumen mgt)</li></ul>	<ul style="list-style-type: none"><li>• Repair &amp; Remakes – Clinic services/handling</li><li>• Impressions service and material fees (clinic services)</li></ul>

**Note: We'll cover Sharon's cost for batteries separately (outside the bundle) based on her entitlement**

### What do you need to do?

1. Regardless of how many times the patient visits during the annual ongoing bundle, you can only bill every 180 days. Patients must sign the **ongoing hearing services form**. Submit the form on our website at [wsib.ca/submit](https://wsib.ca/submit).
2. Once you submit the form, submit your billing for the **form and the initial bundle fee** via TELUS Health to receive payment.

# Summary of changes

## Former noise-induced hearing loss program of care

First Year	Process
Trials	90 days, following hearing aid fitting
Forms	Outcome report, including others as needed
Billing	Billing for block 1 and 2 separately in two payments; Block 2 billing released after receipt of Outcome report at the end of 90-day trial period
Fees	Single bundle fee in place since 2016

Years two to four	
Billing	Services outside of the program of care are billed per service delivered (per ear)
Forms	No current forms

## New hearing services program as of November 18, 2024

First Year	Process
Trials	Now with more flexibility, a minimum of 30 days and a maximum of 90 days following the hearing aid fitting.
Forms	Streamlined outcome report, including others as needed
Billing	Bundle fee billing for the first year of service is released in one payment at end of trial/final selection Outcome report fee must be submitted online to support expedited payment of bundle fee
Fees	Increased fee, now specific to either the hearing instrument specialist or audiologist

Years two to four	Process
Billing	Billing is for a bundled set of services, annually, with funding paid in two installments aligned to a patients visit, at minimum every 180 days (per ear) Minimum level of services must be delivered
Forms	Paid ongoing bundle form must be completed every billing cycle (at 180 days) to support expedited payment of the ongoing bundle fee

# Audiology consultation service

We have a new **audiology consultation service** to support hearing instrument specialists (HIS) when completing assessments. This is to reduce burden to physicians while maintaining access to care. This is an optional service for audiologists to provide to their HIS partners they have a collaborative relationship with.

## What is expected?

- ✓ Consultation between health care providers, to gather and review necessary information to complete prescription
- ✓ Following college/scope of practice and privacy
- ✓ A formally submitted signed prescription to the hearing instrument specialist
- ✓ Audiologist submission of signed prescription to us

## How is the consult paid?

- Starting on November 18, 2024, the consultation fee is available to audiologists supporting HIS
- Only audiologists registered with TELUS Health (identified as audiologists) can bill this fee
- The audiologist must submit the prescription to us to receive payment
- Submit billing code **BSHAUCON** through the TELUS Health provider portal

# Special circumstances

Clinic changes

Prescription changes

Lost, stolen or damaged beyond repair



# What if Sharon needs to change clinics?



Sharon has moved to a new city and would like to switch providers. Her previous provider last billed the **initial** bundle eight months ago.

## What does Sharon's new provider need to do?

As we have already paid for the initial bundle (first year of services) for Sharon to her original clinic eight months ago, the new clinic can only submit billing for the ongoing bundle of services in four months and one day.

Sharon has moved to a new city and would like to switch providers. Her previous provider last billed the **ongoing** bundle three months ago.

## What does Sharon's new provider need to do?

The new clinic should call us to let us know about the clinic change and confirm the next allowable billing date.

As the ongoing bundle can be billed every 180 days, the new clinic can submit for the ongoing bundle payment in three months and one day in this scenario.

# Mini bundle: Sharon's prescription change in year 3

Three years after being fitted with her hearing aid, Sharon noticed her hearing has changed. Sharon's hearing health provider completed a hearing assessment, provided us with the required documentation to consider a prescription change. We reviewed the request and approved the replacement.



## Criteria for replacing a hearing aid

- Change in hearing that meets threshold
- Change in the ability to operate hearing aids (supported by medical documentation)
- Fitting issues
- Change in work duties and environment
- Bimodal use of hearing aid and other medical causes

## What is included in a mini bundle (one year)?

- Hearing assessment and audiogram
- Prescription (audiologist) and selection of hearing aid technology
- Dispensing/fitting
- Impression clinic service and material fee
- Programming
- Verification using real ear measurement
- Electroacoustic analysis

## What do you need to do?

1. Submit the **hearing aid replacement and/or clinical exception request form** along with the **new prescription and hearing assessment**. When submitting the request, provide information on the steps taken to resolve the clinical issues. Please visit our website for more information.
2. Once approved, Sharon is entitled to a 30 to 90 days trial period for new hearing aid. This follows a similar process for initial hearing aids (you must submit the hearing aid selection change form as required, along with the manufacturer's invoice, so we have the latest information about her hearing aid).
3. Once Sharon's satisfied (at completion of the trial), submit the **outcome report** and submit your **billing for the outcome report and the mini bundle fee** through the TELUS Health provider portal.

# Sharon loses her hearing aids in year four

- Sharon called us to report she lost her hearing aids while on vacation. We advised her to complete and submit the **declaration of lost, stolen and damaged hearing devices form** and to call her provider.
- Sharon’s provider will complete and submit the **hearing aid replacement and/or clinical exception form** to us, requesting a replacement of her lost hearing aids.

## If we approve the request:

Sharon's hearing aids will be replaced with the **same or a compatible model from the same manufacturer** if the current model is discontinued. Lost, stolen or damaged hearing aid(s) are not subject to selection changes or prescription changes.

## What do you need to do?

1. Submit the **hearing aid replacement and/or clinical exception request form**.
  2. Sharon will submit the **declaration of lost, stolen and damaged hearing devices form**.
- In cases of damaged aids, first consideration after the three-year warranty is to attempt a manufacturer repair of the device. The manufacturer should confirm on their invoice if it's unrepairable. [Review our policy on hearing devices for more information](#).

## Important note:

**Hearing bundle services:** services related to replacement hearing aids are covered under the **ongoing bundle**. Do not bill for a new initial or mini bundle for replacement aids if lost, stolen or damaged.

**Hearing device five-year cycle:** The five-year hearing aid replacement cycle **re-starts** when lost, stolen or damaged hearing aids are replaced.

# Billing and fees

# Billing and fees (continued)

Service	Payment Structure	Payment Trigger	Audiologist	Hearing instrument specialist
Initial bundle	Paid one time in year one of device	<ol style="list-style-type: none"> <li>Submission of outcome report</li> <li>Direct billing for outcome report completion</li> <li>Direct billing for hearing aid(s)</li> </ol>	\$1600 (\$800 per side) BSHAINIL BSHAINIR	\$1500 (\$750 per side) BSHHINIL BSHHINIR
Ongoing bundle	Paid two times per year after year one	<ol style="list-style-type: none"> <li>Submission of ongoing hearing services short form</li> <li>Direct billing for ongoing hearing services short form</li> <li>Direct billing for ongoing bundle within appropriate timing</li> </ol>	\$710 annually (both ears) (split in two installments of \$355 billed every 180 days for both ears, or \$177.50, per ear)  BSHCONGL (left) BSHCONGR (right)	\$710 annually (both ears) (split in two installments of \$355 billed every 180 days for both ears, or \$177.50, per ear)  BSHCONGL (left) BSHCONGR (right)
Mini service bundle (with our pre-approval)	Pre-approval required via prescription change request	<ol style="list-style-type: none"> <li>Pre-approval of prescription change</li> <li>Direct billing for new hearing aid(s)</li> </ol>	\$620 (\$310 per side) BSHAMINL BSHAMINR	\$520 (\$260 per side) BSHHMINL BSHHMINR
Audiologist	Paid once during initial or mini bundle	<ol style="list-style-type: none"> <li>Submission of the prescription to WSIB</li> </ol>	\$60 BSHAUCON	N/a
Hearing services outcome reports: initial or mini bundle	Paid after form submission and billing (one time)	<ol style="list-style-type: none"> <li>Submission of outcome report</li> <li>Submission of manufacturer invoice</li> <li>Direct billing for outcome report completion</li> </ol>	\$40 BSHORCOS (INITIAL) BSHORMIN (MINI)	\$40 BSHORCOS (INITIAL) BSHORMIN (MINI)
Ongoing hearing services short form	Paid after form submission and billing during the ongoing bundle (two times annually)	<ol style="list-style-type: none"> <li>Submission of outcome report</li> <li>Direct billing for outcome report completion</li> </ol>	\$10 twice per year, aligned to ongoing bundle billing (not to be billed per side) BSHORONG	\$10 twice per year, aligned to ongoing bundle billing (not to be billed per side) BSHORONG

For bundled services, we will process the bundled fee payment after we receive both the completed form or report, and the associated provider bill(s) for the form (if applicable) and service. [See our website for more information about billing and fees.](#)

# Registering to deliver services

# Become a registered provider with us

## Registration opens Monday, October 21, 2024

- Providers interested in delivering the new hearing services program must register with us on our website.
- Providers who were registered to deliver the noise-induced hearing loss program of care must **re-register** to deliver the hearing services program.
- Providers can be registered as clinics, but all individuals within the clinic delivering the service must be included in the registration (by designation – i.e., audiologist or HIS).
- If you work in multiple clinics, you must register each location.
- Once registered, you will be listed in our hearing services provider directory on our website.
- Patients will use this directory to locate providers in their area that are registered with us to deliver and bill for these services.

### Contact us

For questions about registration, check out the [FAQs](#) on our website or email [programofcare@wsib.on.ca](mailto:programofcare@wsib.on.ca)

# Getting started: registration requirements


## To deliver the hearing services program, you must:

- Review all program material available on your Association and the WSIB website.
- Register for a provider ID through the [TELUS Health provider portal](#), if you do not already have one.
- [Sign up for a WSIB online services account](#), if you do not already have one.
- Complete the online hearing services program provider registration form.
- Contact us if your registration information changes.



# How to register to deliver the hearing services program (1 of 2)

Visit our website to complete our [new online provider registration form](#).



About us

Policy

Contact us

Français

Sign up

Log in

Businesses

Injured or ill people

Health care providers

\* indicates required field

Hearing services program provider registration

To deliver the hearing services program, you must register, identify what clinic you work at, if applicable, and agree to the provider statement below.

First name\*

Please capitalize the first letter of your first name

Last name\*

Please capitalize the first letter of your last name

I work\*

- Select -

Clinic name

if applicable

Profession\*

- Select -

License number

Please provide your license number if you're an audiologist or physician

Registration number

Please provide your registration number if you're a hearing instrument specialist

Address (street number, street name, suite/unit number)\*

City\*

Postal code\*

Phone number\*

000-000-0000

Email\*

Language\*

Enter all the languages you provide services in

Provider billing ID number (i.e., 100XXXXXX)\*

# How to register to deliver the hearing services program (2 of 2)

Please review the provider statement on the registration form carefully and check the box before you click 'Submit'.

## Provider statement:

- I confirm that I have the scope of practice, knowledge and skill to deliver the hearing services program.
- I agree to read all program materials on the WSIB website and deliver all services in person to the patient. I will complete all forms and reports in accordance with submission timelines as per program requirements and submit them through the WSIB's online services.
- I agree to make sure the designated clinic area is safe, and appropriate for delivering care and implement appropriate accessibility measures as outlined by the [AODA](#).
- I provide consent for the WSIB to list my professional contact information on their hearing services program directory, acknowledging that the WSIB is not responsible for any consequences resulting from the use by third parties of this information.
- I will use the WSIB online services via [TELUS Health](#) to electronically bill for services performed.
- I agree to act in a respectful, courteous, and collaborative manner with the patient, the WSIB and other health professionals involved in the person's care.
- I understand that the WSIB will conduct quality assurance activities and I agree to participate in any related discussions.
- I agree to update the WSIB if any of my registration information or qualifications change.

☐

By checking this box, I am confirming and agreeing to the above provider statement. I understand that if I do not adhere to the above statement, it may result in my removal from delivering the hearing services program and its directory.

Submit

# Registering for a WSIB provider ID with TELUS Health

Register for a WSIB provider ID through TELUS Health if you do not already have one.

Starting on the provider registration page:

- Select your provider type (head office, organization or independent provider) and click Next
- Fill in your business and user profile information to create a Provider Portal account
- Once your registration is processed by TELUS Health, you will receive an email with a welcome package containing your user login details and a quick start guide
- If you have questions, call TELUS Health at 1-866-240-7492

# Transitioning to the new program

# Transition scenarios

The new hearing services program takes effect on November 18, 2024.

## What does this mean?

- November 17, 2024, is the last date in which the noise-induced hearing loss program of care (NIHL POC) can start.
  - Services that are in progress under the previous program of care as of November 18, 2024, will continue until the conclusion of the year of these services.
  - Providers will continue to use existing NIHL outcome report forms for aids dispensed prior to November 17, 2024
- All cases with an initial or five-year renewal device dispensed on November 18, 2024, aligns to the new services bundled program. .
- Fee-for-service under the old program will continue until November 17, 2024, after which all cases will move into the ongoing bundle, a **minimum three months after the last fee-for-service was billed**.

## What happens if an NIHL POC claim is still active on/after November 18?

### Example 1:

- If the claim was started April 1, 2024, then the NIHL POC will continue until March 30, 2025 (both block 1 and block 2 payments have been processed).
- Once the program of care expires, the ongoing bundle can be billed as of April 1, 2025, driven by the patient's visit in year two.

### Example 2:

- If the claim started September 1, 2024, and block 1 has been paid.
- Providers will need to submit for block 2 and the NIHL outcome report (post 90-day trial period) online (use current process).
- Once the program of care expires, the ongoing bundle can be billed as of September 2, 2025, driven by the patient's visit in year two.

# Forms and reports

# Summary of hearing services forms and reports

1. Used for **initial entitlement**:
  - Hearing assessment form
2. Used during the **initial bundle**:
  - Hearing services initial bundle – outcome report
  - Hearing aid selection change form (if required)
3. Used during **ongoing bundle**:
  - Ongoing hearing services form
4. Used when there is **approved prescription change**:
  - Hearing services mini bundle – outcome report
5. Request for general **hearing aid replacements**, and **exception requests**
  - Hearing aid replacement/clinical exception request form (updated)

**Our new and updated forms are available on our website.**


# Using our online services

## Submitting documents



# Online services

Log in or sign up for a free online services account with us at [wsib.ca/online-services](https://wsib.ca/online-services).

 Online services

[Français](#) [Exit](#)

### Submit documents and reports

Log in to your online services account to submit claim documents and reports. If you don't have an account, sign up.

### Support

If you have questions or trouble submitting a document, visit our [frequently asked questions](#) page for help.

For more immediate support or to report a fatal or catastrophic workplace accident, call us at [1-800-387-0750](tel:1-800-387-0750), Monday to Friday 7:30 a.m. to 5 p.m.

### Log in

All fields are mandatory, unless marked optional

Email address

Password


Forgot password?

Log in

### New user


Don't have an online services account?

Sign up



# Online services

Step 1: Get started by telling us what you need to do

 Online services

FrançaisExit

11. Get started

22. Add claimant information

33. Submit documents

44. Review

55. Submitted

Get started (Step 1 of 5)

All fields are mandatory, unless marked optional

Are you submitting a document for an existing claim or reporting a new injury/exposure?

☒ Submitting a document for an existing claim

☐ Reporting a new injury or exposure

Next

Check

Submitting a document for an existing claim

# Online services (1 of 6)

## Step 2: Add claimant information

1. Get started

2. Add claimant information

3. Submit documents

4. Review

5. Submitted

### Add claimant information (Step 2 of 5)

All fields are mandatory, unless marked optional

Claim number

Please enter your 8-digit claim number found on your claim registration letter. If you do not have this number, please contact us.

Last name

A name can only include letters, hyphens (-), periods (.) and apostrophes ('). No other characters will be accepted.

Date of birth

Day (DD)

Month (Month)

Year (YYYY)

Date format: DD/Month/YYYY

Previous

Next

# Online services (2 of 6)

## Step 3: Submit document(s) by attaching your completed file(s)

1. Get started

2. Add claimant information

3. Submit documents

4. Review

5. Submitted

Submit documents (Step 3 of 5)

Claim number:

Attach and send us any claim document(s). You can submit up to five documents at once.

To send us a form:

1. Fill out and save the form you need

- Forms for injured or ill people
- Forms for businesses
- Forms for health care providers

2. Attach and submit the form.

If you are submitting multiple pages for one document, you must save them as one file before submitting.

To avoid payment delays, please complete and submit a [general expense form](#) for your health care expense with your receipt(s).

Please do not submit direct deposit information here. You can add your direct deposit information to [your account](#).

Attach

Drag and drop document

Previous

Next

# Online services (3 of 6)

Tell us about your document by indicating if it's a form. If it's a different kind of document, select an option from the dropdown.

## Tell us about your document

background.jpg 5 KB Remove

Submission progress: 100%

Is this a WSIB form? i ☐ Yes ☒ No

What type of document are you submitting? i

Choose one ▼

- Name & Date of birth verification or death certificate
- Earnings or payment information
- Expense receipt
- Quality of life information
- Request a device, benefit or service
- Request for a copy of claim file
- Return to work, recovery or medical information
- Second Injury Enhancement Fund (SIEF) information
- Other


# Online services (4 of 6)

If you're submitting a completed form, select the name of the form/report from the dropdown.

## Tell us about your document

GW Notifications Analysis - April 22\_2024.docx 415 KB [Remove](#)

Submission progress: 100%

Is this a WSIB form?  ☒ Yes ☐ No

What document is this?

Choose one

General worker expense form (3164A)

Health care travel expense - occupational disease and specialized services (2719A)

Health professional's report form (8)

Hearing aid replacement and/or clinical exception request form (10585A)

Hearing assistive technologies (HAT) request form (10584A)

Hearing services initial bundle – Outcome report (10702A)

Hearing aid selection change form (10688A)

Ongoing hearing services report (10687A)

Hearing services mini bundle – Outcome report (10692A)

Hearing Assessment (3275A)

Interdisciplinary team program of care: Care and outcomes summary (10712A)

Interdisciplinary team program of care: Care and outcomes summary work hardening (10713A)

Interdisciplinary team program of care: Initial assessment (10708A)

Interdisciplinary team program of care: Initial assessment work hardening (10709A)

Interdisciplinary team program of care: Mid - point (10710A)

Interdisciplinary team program of care: Mid - point work hardening (10711A)

Interdisciplinary team program of care: Supplementary (10714A)

Interdisciplinary team program of care: Supplementary work hardening (10715A)

# Online services (5 of 6)

Step 4: Review your submission, check the box for a confirmation email and agree to our terms of use before clicking 'Submit'

✓ 1.Get started — ✓ 2.Add claimant information — ✓ 3.Submit documents — 4 4.Review — 5 5.Submitted

## Review your submission (Step 4 of 5)

Claim number: [REDACTED]

Form or document name:

General expense receipt

File name:

background.jpg | 5 KB

☐ Yes, send me a confirmation email

## Declaration

☒ By checking this box, you agree to the WSIB's [terms of use](#).

⚠ To avoid payment delays, please complete and submit a [general expense form](#) for your health care expense with your receipt(s).

Previous

Submit

# Online services (6 of 6)

## Step 5: You've submitted your document(s)

✓ 1.Get started

✓ 2.Add claimant information

✓ 3.Submit documents

✓ 4.Review

5 5.Submitted

Submitted (Step 5 of 5)

Claim number:

✓

Your document(s) have been submitted and added to the claim file. We will review the document(s) and contact you with updates or questions.

If we have trouble viewing your submission, you will receive an email with instructions on how to resubmit your documents.

Print or save a summary of your submission

If you are a person with a claim or an administrator for a business, you can add a claim to your online services account to see a list of documents you've submitted, access claim information, send us messages, and more.


If you're a person with a claim, [add your claim](#).

If you're an administrator for a business, [add the claim\(s\)](#).

[Submit another document.](#)

[Check out our other online services.](#)

[Return to the WSIB homepage.](#)







# Appendix

# What is included in each bundle?

Bundle	Services
<div>Initial services bundle</div> <div>First year</div>	<div><b>Assessment</b><ul style="list-style-type: none"><li>• Audiometric testing (if not already conducted in the last 6 months)</li><li>• Prescription (by an audiologist or a physician)</li><li>• Selection of hearing aid technology</li><li>• Evaluation of communication needs</li><li>• Pre-fitting counselling and information</li></ul></div> <div><b>In house services (maintenance visits)</b><ul style="list-style-type: none"><li>• Cleaning per instrument</li><li>• Minor repairs and parts replacements service</li><li>• Impressions clinic service and Material fees</li><li>• Wax removal</li><li>• Other services as required</li><li>• Batteries included in initial bundle</li></ul></div> <div><b>Dispensing/fitting</b><ul style="list-style-type: none"><li>• Listening check and electroacoustic measures</li><li>• Hearing aid programming</li><li>• Hearing aid physical fit and sound quality</li><li>• Hearing aid instructions (e.g., use, care, maintenance)</li><li>• Worker education (e.g., counselling, education, information and social supports)</li><li>• Verification using real ear measurements</li><li>• Electroacoustic Analysis</li><li>• Programming (includes wireless pairing)</li></ul></div>
<div>On-going bundle</div>	<div><b>Includes but not limited to:</b><ul style="list-style-type: none"><li>• Partial hearing test</li><li>• In-house services (as needed)</li><li>• Electroacoustic analysis</li><li>• Programming</li><li>• Verification using Real Ear Measurement</li><li>• Maintenance visits</li><li>• Cleaning per instrument</li><li>• Minor repairs and parts replacement</li><li>• Repair and remakes – Clinic services/handling</li><li>• Impressions clinic service and Material fees</li><li>• Wax removal</li></ul></div> <div><b>Minimum services delivered with each visit:</b><ul style="list-style-type: none"><li>• physical inspection of the hearing aid (including receiver), minor repairs and parts replacement</li><li>• cleaning and maintenance of the device</li><li>• physical ear check</li></ul></div>
<div>Mini services bundle</div>	<ul style="list-style-type: none"><li>• Hearing aid selection</li><li>• Prescription (by an audiologist or a physician)</li><li>• Selection of hearing aid technology</li><li>• Dispensing/fitting</li><li>• Programming</li><li>• Verification using Real Ear Measurement</li></ul>